



FY07



Annual Results Briefing

Paragon Cineplex, Siam Paragon
February 27, 2008

FY07 Annual Results Briefing Contents



■ **FY07 Financial Review**

- P&L snapshot
- Revenue growth contributors
- Major Bowl turnaround continues
- Key financial summary
- Dividend & payout schedule

■ **18-month Outlook**

- FY08 films line-up
- Platforms for Thai films industry growth
 - Provincial screens
 - Comprehensive film distribution services
- New capacities
- MAJOR going regional

■ **Key Points**



FY07 Financial Review



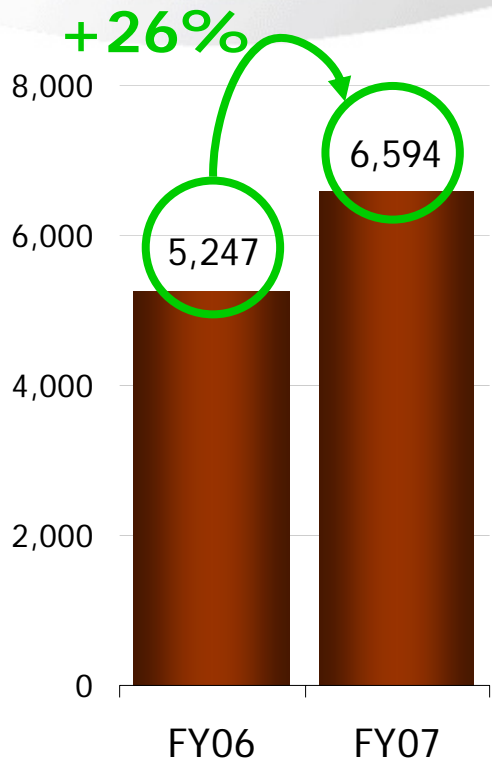
FY07 Financial Review

P&L snapshot



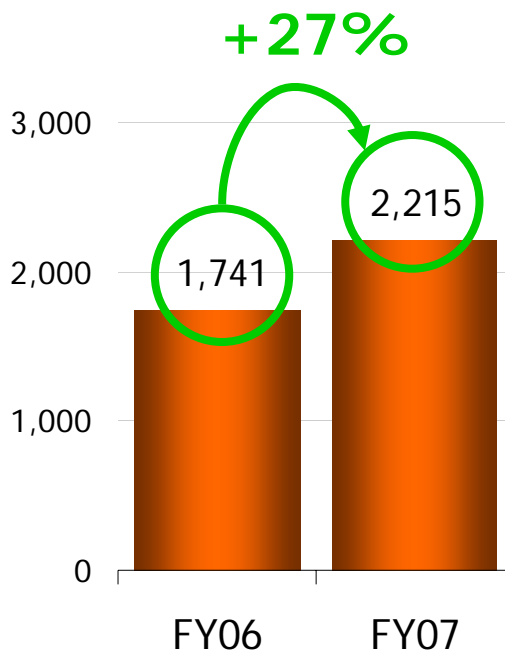
Revenues

10,000 Bt. million



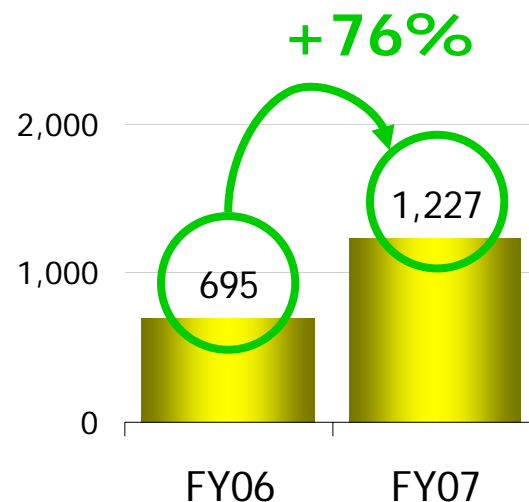
EBITDA

5,000 Bt. million



Net profit

5,000 Bt. million



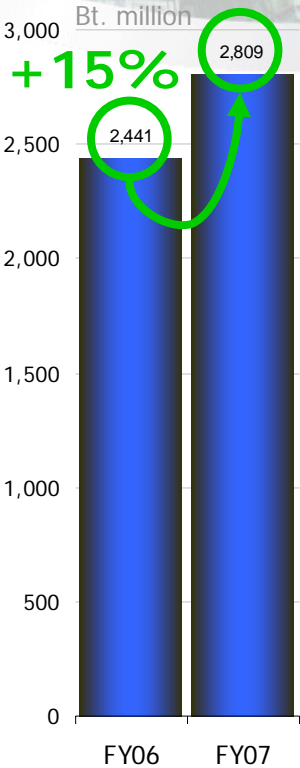
FY07 Financial Review

Revenue growth contributors



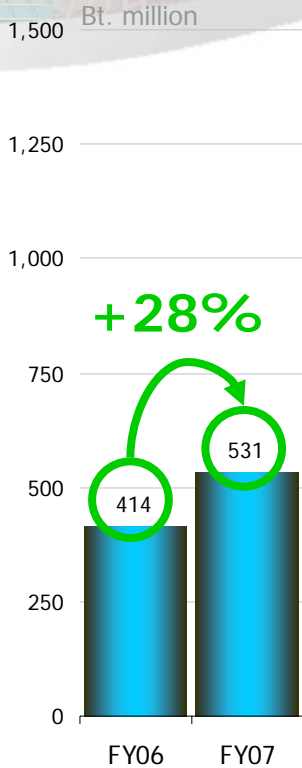
Admissions Sales

Bt. million



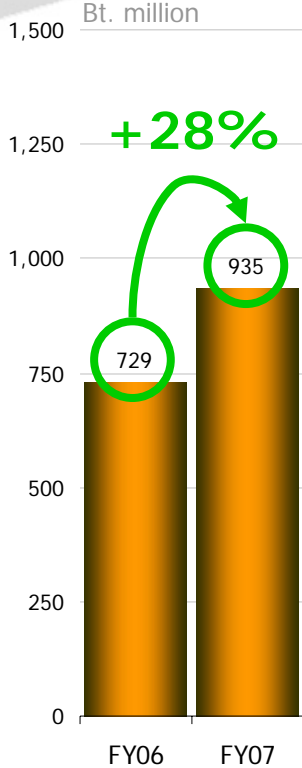
Concessions Sales

Bt. million



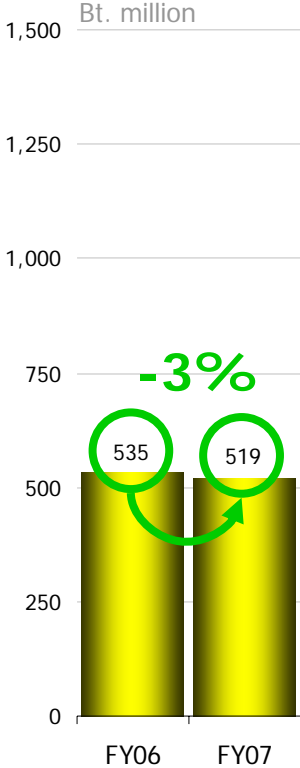
Advertising Income

Bt. million



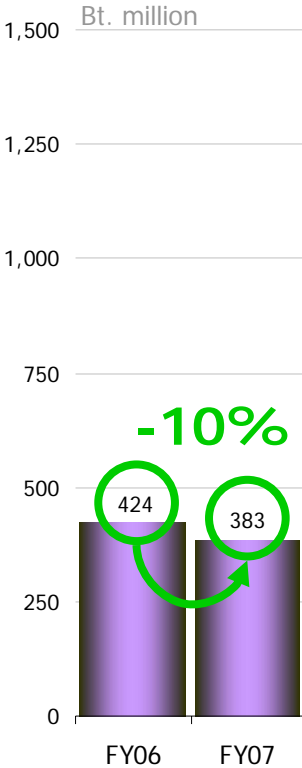
Bowling & Karaoke

Bt. million



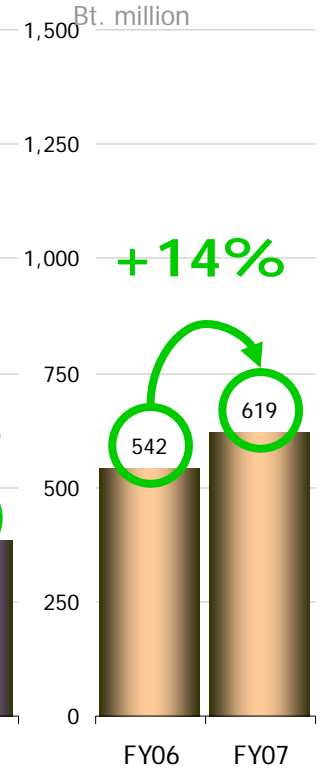
Rental & Services

Bt. million



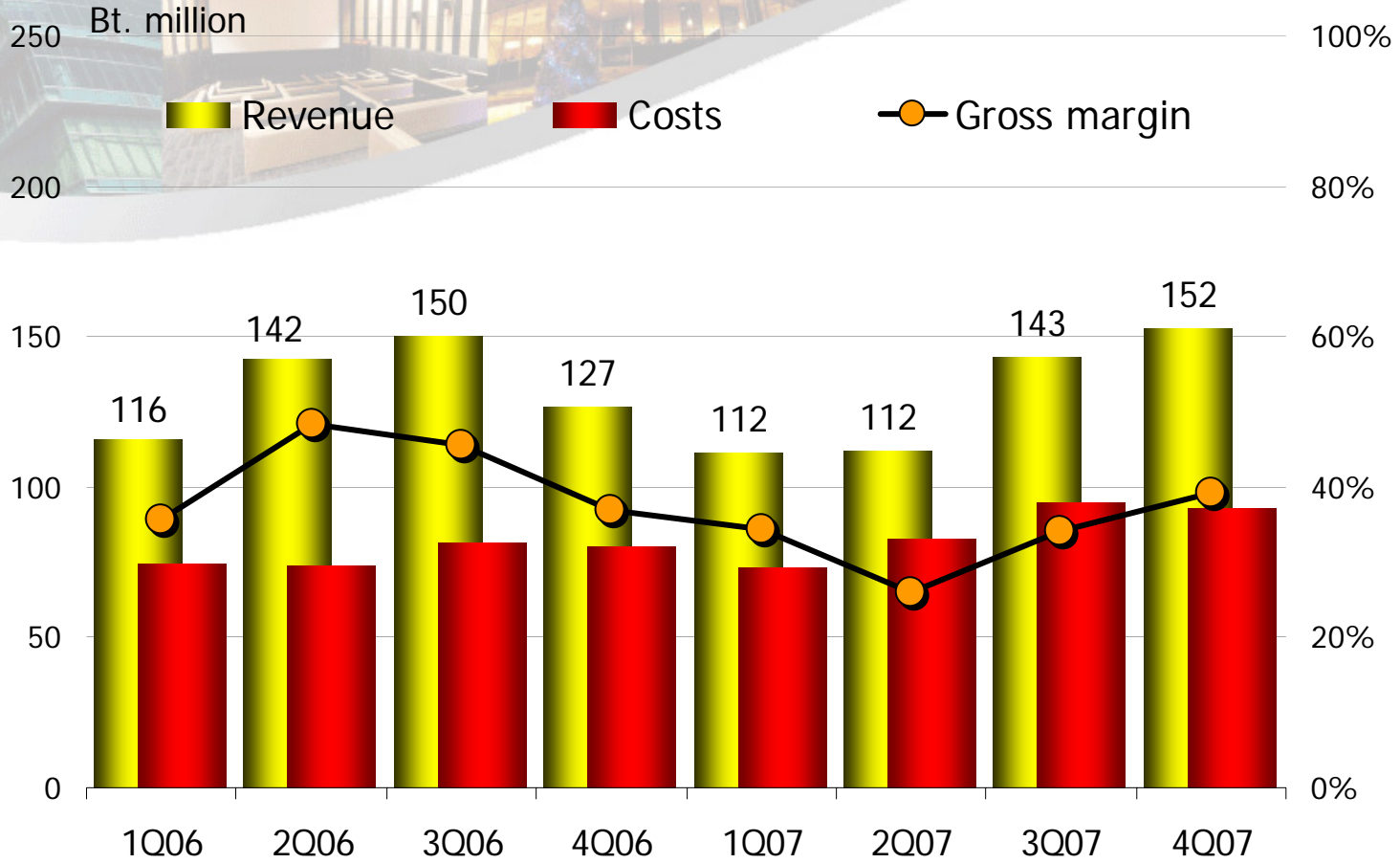
Film Distribution

Bt. million



FY07 Financial Review

Major Bowl turnaround continues



FY07 Financial Review

Key financial summary

| Bt. Million | Dec 31, 06 | Dec 31, 07 | %Chg |
|----------------------|-------------|-------------|------|
| Total assets | 8,782 | 9,294 | 6% |
| Total liabilities | 4,585 | 3,672 | -20% |
| Total equity | 4,197 | 5,622 | 34% |
| D/E ratio | 1.1 | 0.7 | |
| Net D/E ratio | 0.62 | 0.30 | |

| Bt. Million | FY06 | FY07 | %Chg |
|----------------|-------|-------|------|
| Total revenues | 5,247 | 6,594 | 26% |
| Gross profit | 2,004 | 2,826 | 41% |
| EBITDA | 1,741 | 2,215 | 27% |
| Net profit | 695 | 1,227 | 76% |
| Gross margin | 38% | 43% | |
| EBITDA margin | 33% | 34% | |
| Net margin | 13% | 19% | |
| EPS (Bahts) | 0.92 | 1.42 | 54% |

FY07 Financial Review

Dividend & payout schedule

| | FY06 | FY07 | %Chg |
|--------------|------|------|------|
| EPS (Bahts) | 0.92 | 1.42 | 54% |
| DPS (Bahts) | 0.78 | 1.05 | 35% |
| Payout ratio | 85% | 74% | |

- Dividend: **Bt1.05**/share
- XD: Apr 18, 2008
- Payout: May 2, 2008



FY08 Outlook



FY08 Outlook Films line-up



Top Blockbusters

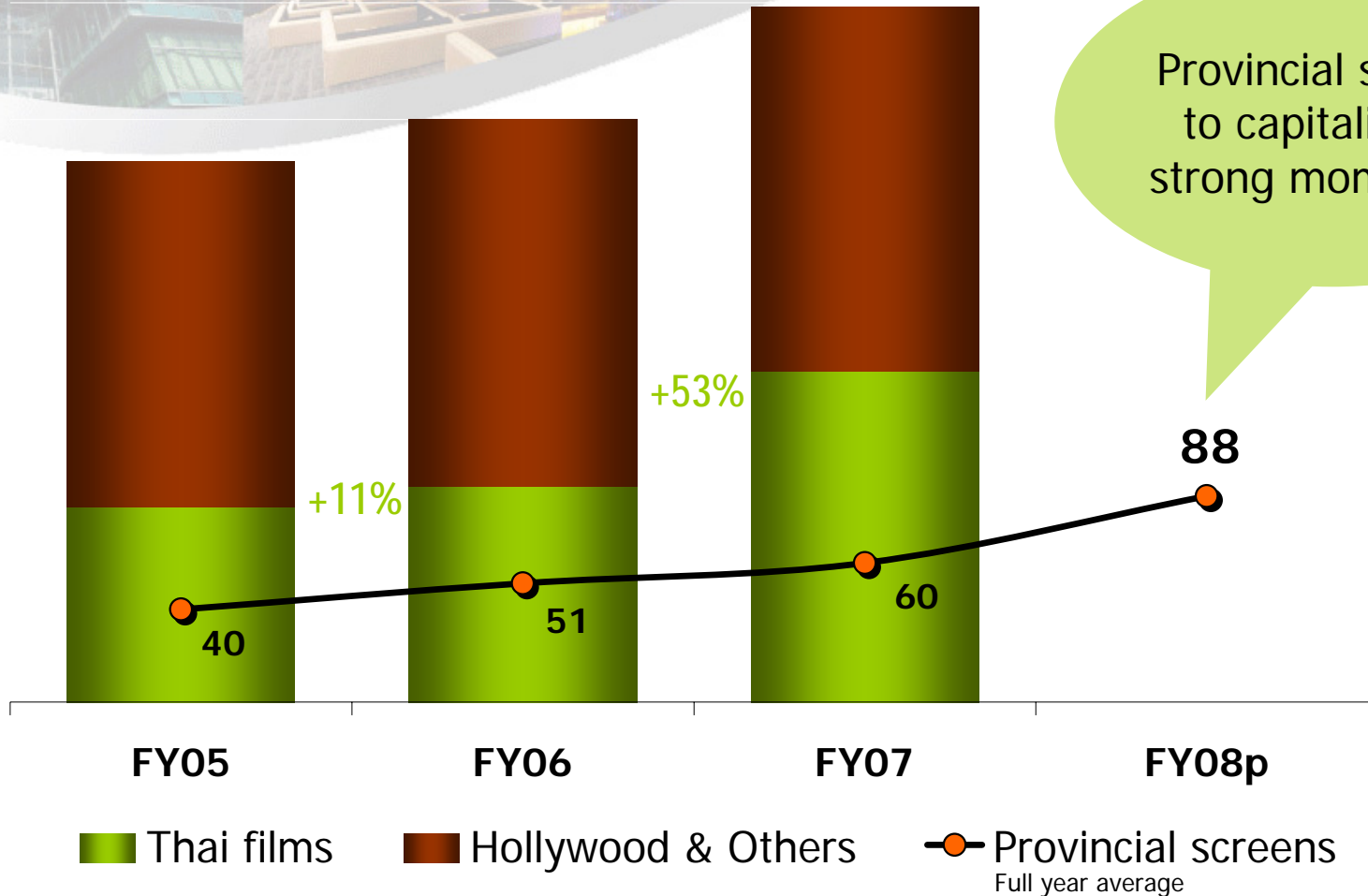
- Harry Potter & the Half-Blood Prince
- Spiderwick
- Babylon A.D.
- Indiana Jones 4
- Jumper
- 10,000 BC
- Cloverfield
- Narnia 2
- Batman 2
- Hulk 2
- Speed Racer
- 007
- Mummy 3
- Chocolate
- องค์บาก 2
- แหยมยโสธร 2
- เเทงโหลง 3
- ปืนใหญ่จอมสลัด

FY08 Outlook

Platform for Thai films growth

Provincial screens

Admissions sales
Bt.million

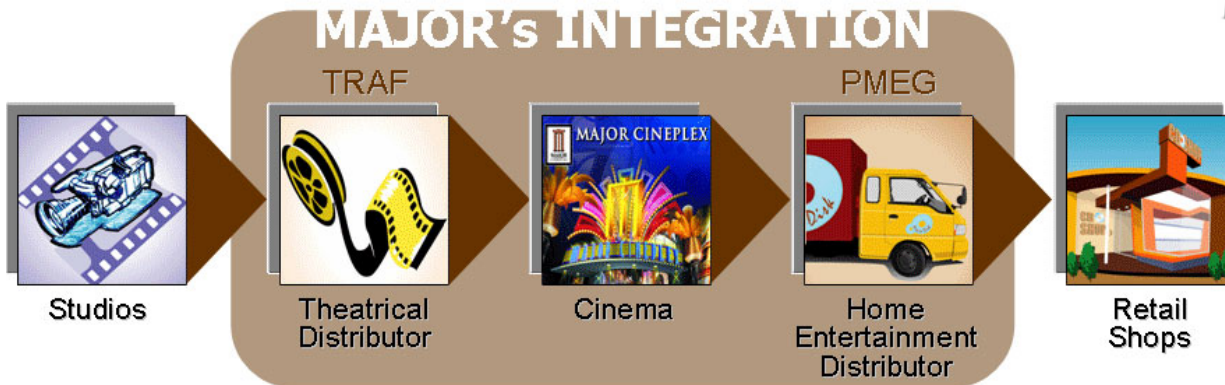
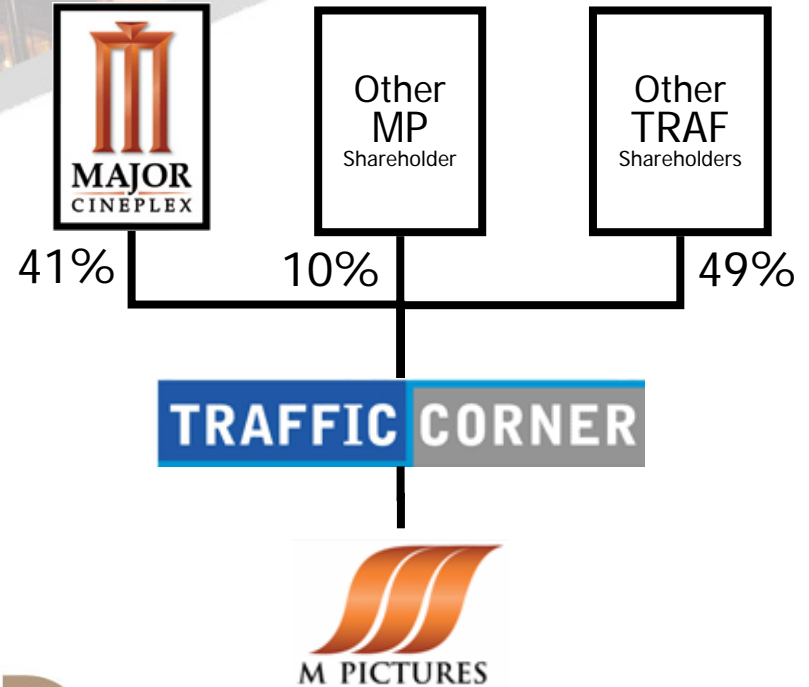
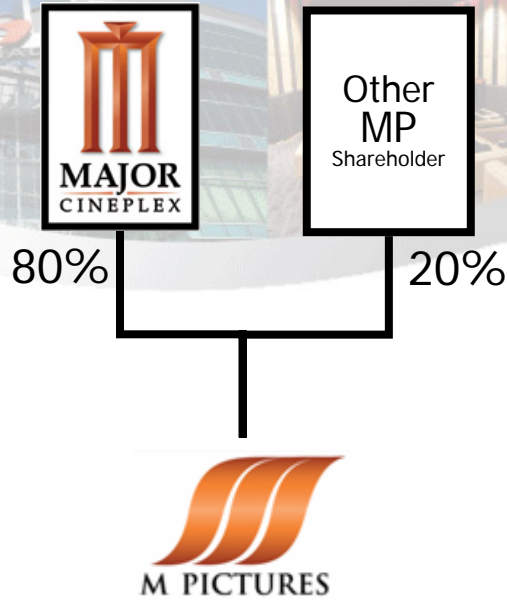


Provincial screens to capitalize on strong momentum

FY08 Outlook

Platform for Thai films growth

Comprehensive film distribution services



...with TRAF's media to expose MP's films to wider audience

FY08 Outlook

New capacities



| FY06 | FY07 | 1H08 | 2H08 | 1H09 |
|---|---|---|--|------------------------------------|
| Siam Paragon 16 screens Hua-Hin 4 screens Samui 3 screens Pitsanulok 4 screens Esplanade 12 screens | Samrong 12 screens Changwatana 5 screens Pattaya 8 screens Cholburi 4 screens Krabi 4 screens | Salaya <i>opened</i> 5 screens Ayudhya 4 screens Petchaboon 4 screens Navanakorn 4 screens | Navanakorn 4 screens Thanyaburi 5 screens Srinakarin 5 screens Rama 4 4 screens | Ratanathibate 16 screens |
| 51 new screens in next 18-month | | | | |
| Siam Paragon 38 lanes Hua-Hin 8 lanes Samui 8 lanes Changwatana 14 lanes Esplanade 22 lanes | Samrong 20 lanes Ladprao 10 lanes Pitsanulok 8 lanes Pattaya 22 lanes Cholburi 10 lanes | Ayudhya 10 lanes | | Ratanathibate 22 lanes |
| 32 new lanes in next 18-month | | | | |

FY08 Outlook

New Standalone Cineplex: Ratanathibate



16 cinema screens
22 bowling lanes
1 ice skating rink
~9,000m² retails space

FY08 Outlook

MAJOR going regional

- Lifestyle entertainment model in India
- JV Partnership with PVR Cinemas: dominant multiplex cinema operator
- Jointly developing entertainment bowling business
- Bt38.6m initial investment for 49% stake in JV.



Key Takeaway Points



- 51 new cinema screens in the next 18-month pipeline
- Thai films industry continues with its upbeat trend
- Two significant growth platforms for Thai films industry:
 - More than half of new cinema screens are provincial
 - Comprehensive film distribution services:
TRAF + MPictures + PMEG
- Two “mega projects” expecting to start contribute significantly to the bottom-line growth in FY08 & FY09
- JV in India as vehicle to explore future growth outside Thailand



FY07



Annual Results Briefing

THANK YOU